

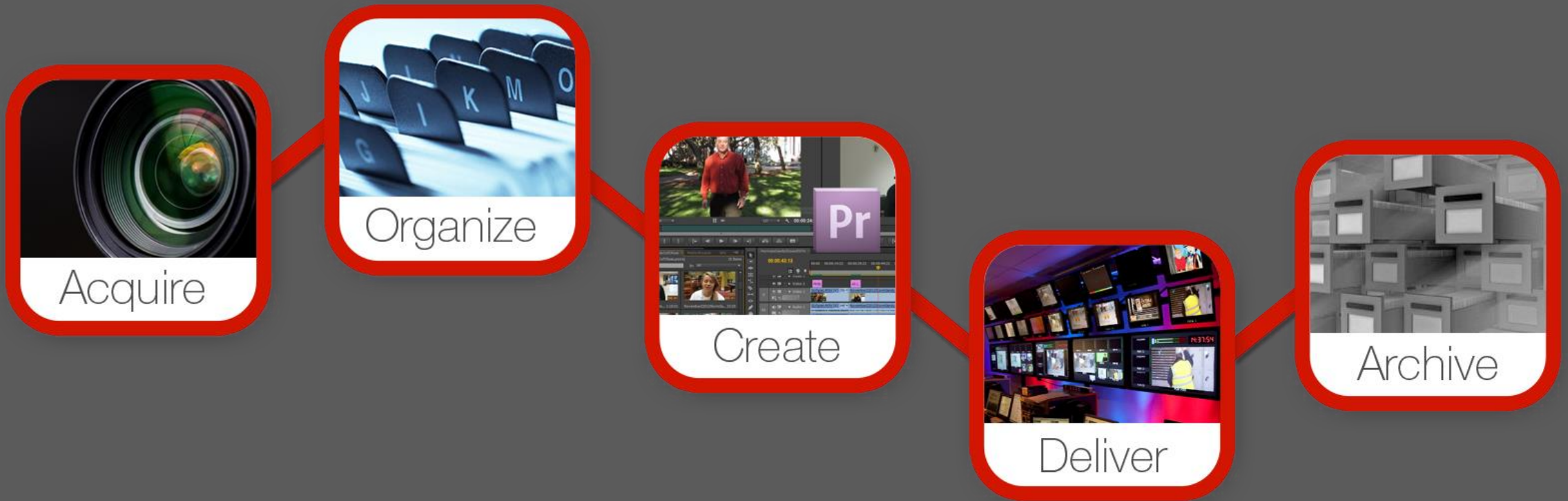


Version 5.1



General Training on eMAM Platform

Complete Workflow Management Tools



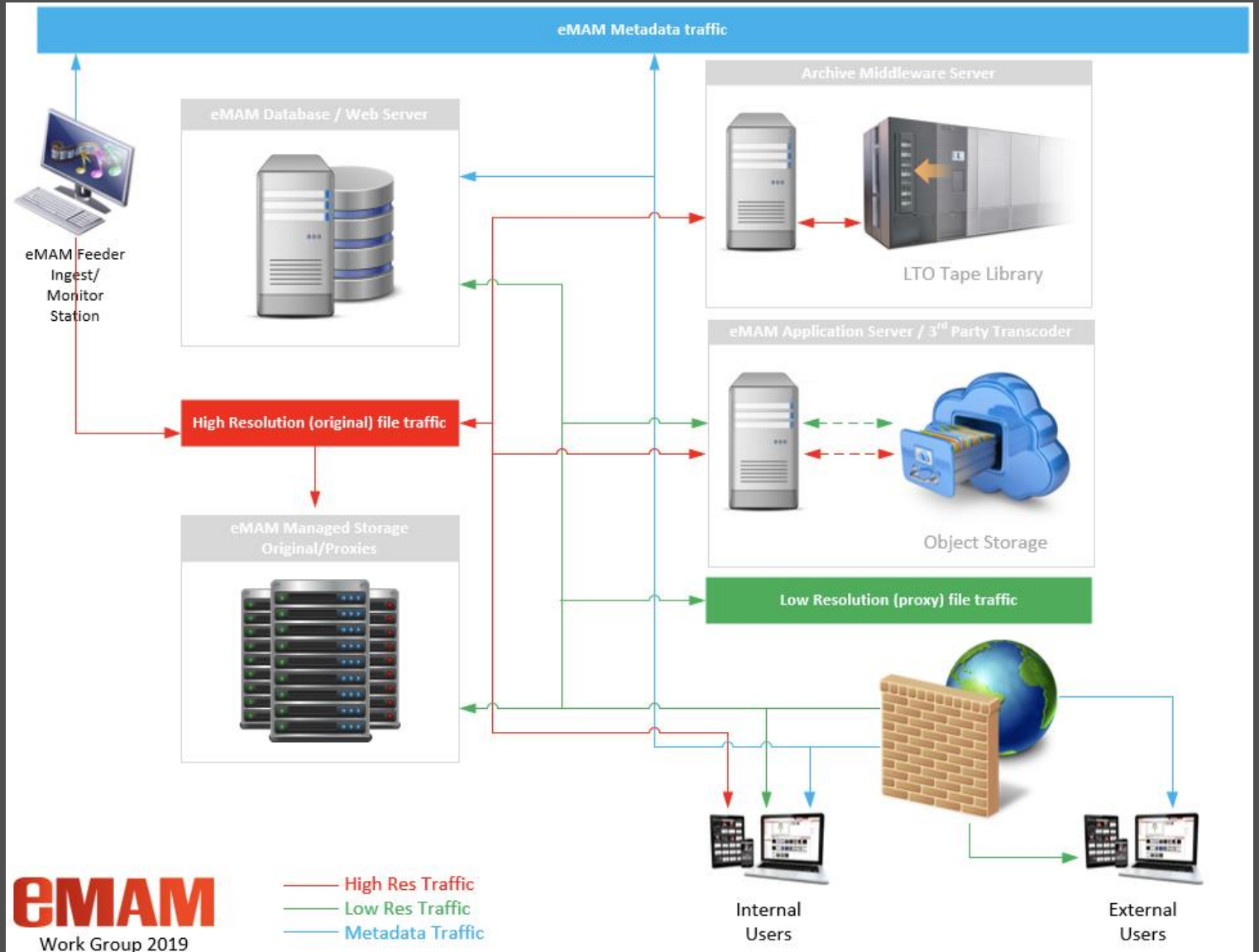
eMAM Features and Benefits

Feature / Benefits:

- Flexible Deployments – On-Premise, Cloud, Hybrid
- Web Based UI – Customizable UI using HTML 5
- Plug-in Technology with RESTful and Web Services API – Optional 3rd Party integration
- Component based Environment - Expandable technology, grow as needed
- Multi-Location Storage Management – Manage media stored in one or more locations
- Workflow Management – Build Custom workflows to manage and deliver media
- Tag media with valuable metadata; manual or AI – Custom search functions for media
- Manage Productions using Adobe Suite of products – Manage local and remote projects
- API Integration with key transcoder applications – Package delivery in multiple formats and delivery platforms
- Archive Media to Cloud, LTO or Object storage – safely archive media on-site or off-site
- Largest deployments : 30k user base, 26+ million assets, stored media in multiple countries

eMAM Platform

- eMAM Server Components
 - Database (SQL)
 - Web Streaming
 - eMAM Gateway
 - 3rd Party Transcoder
 - Archive Appliance
 - Storage



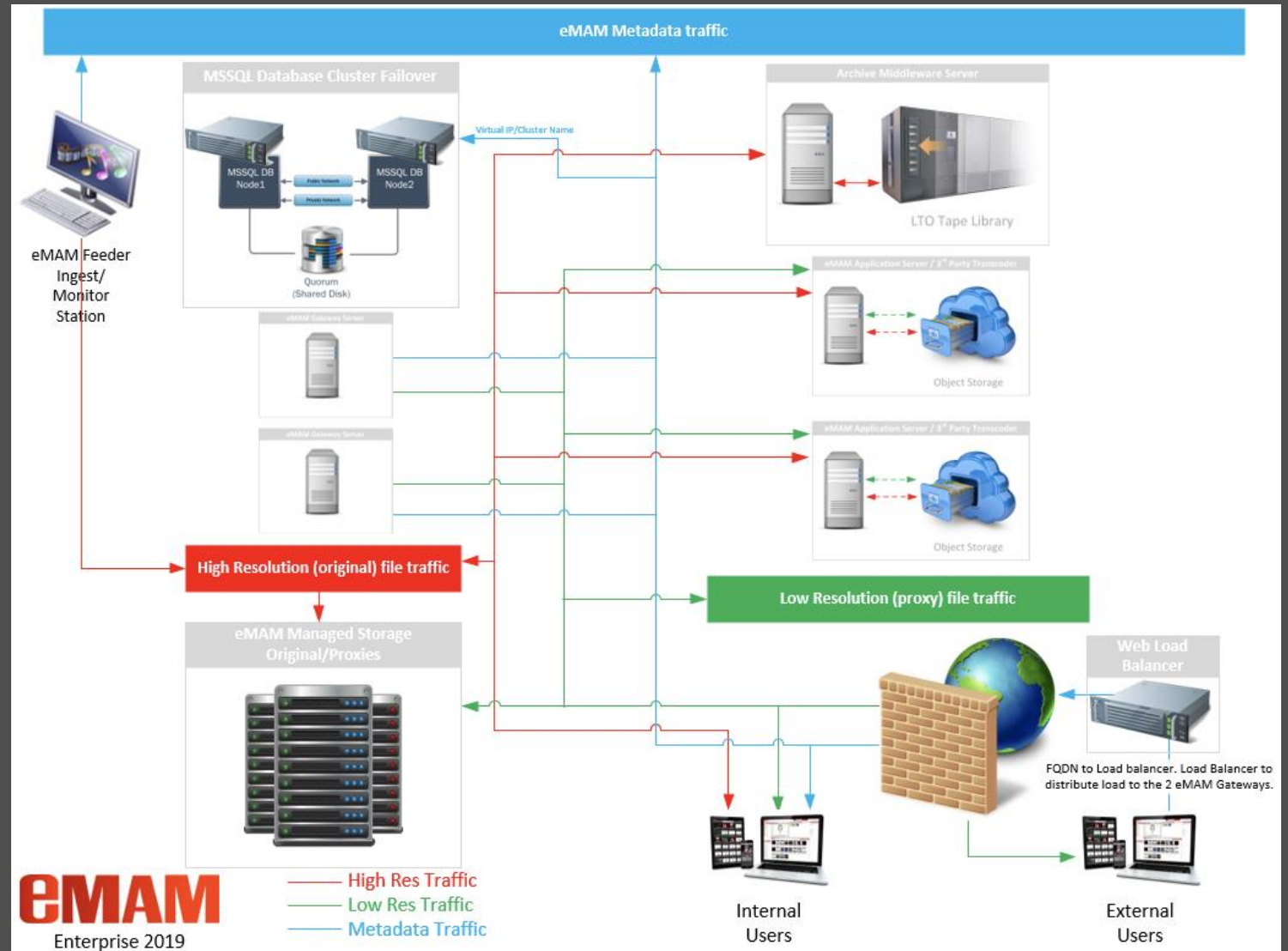
eMAM Platform

eMAM Server Components

- Database
- Analytics Gateway
- Web Streaming
- Ingest
- Transcode
- Delivery
- Archive

Optional:

- Clustering of eMAM Components
- Add more power as you grow
- Disaster Recovery system
- Live Recording
- AI Automation




eMAM Configuration

- Super Admin Console
 - Server Management
 - Unit Management
 - User Management
 - Storage Configuration
 - Ingest Profiles
 - Delivery Profiles
 - Archive
 - AI (Artificial Intelligence)
 - Dashboard
 - Site Analytics
 - Workflow

eMAM SUPER ADMIN CONSOLE

LOGIN

User Name:

 empresadmin@empresdigital.cx

Password:





GO

eMAM SUPER ADMIN CONSOLE

Function tabs

Welcome, empresadmin@empresdigital.com | Logout

Server Management

Unit Management

User Management

Storage Configuration

Ingest Profiles

Delivery Profiles







Archive

AI

Dashboard

Site Analytics

Workflow

SERVER ID	SERVER NAME	STATUS
 1	EC2AMAZ-H6RJ831	Active  ▾
 5	EMAMSVR_LIVE_INTERNAL	Active  ▾
 6	EMAM-VIRTUALHOS	Active  ▾


eMAM Configuration

- Director / Admin Tools
 - User Groups
 - Users
 - Metadata
 - Asset Types
 - Tags
 - Site Analytics
 - Reports
 - Projects
 - Links



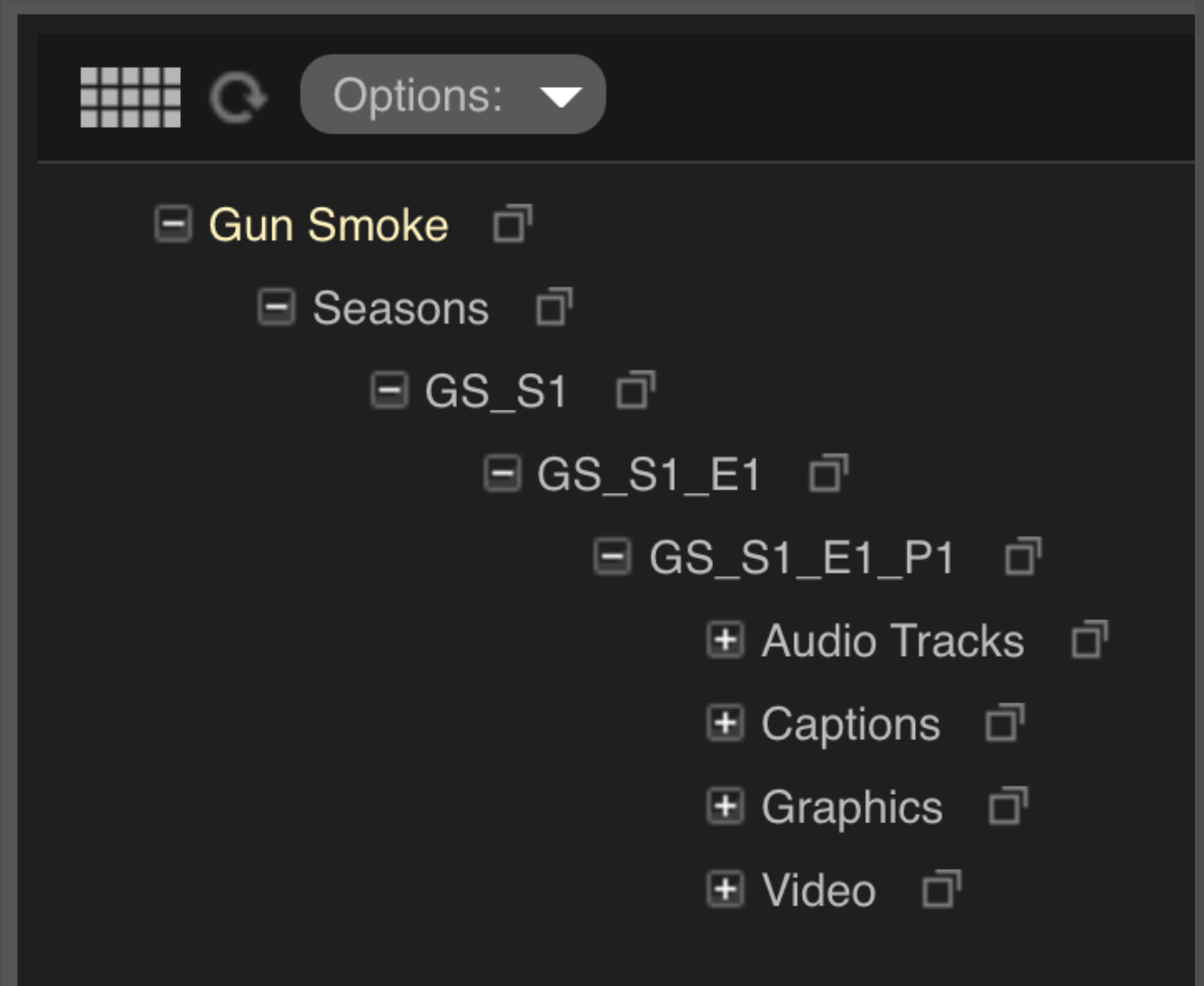
INSP eMAM Environment

- eMAM DB / Web Server
- Application Server
- Ingest Manager
- Xendata Archive Manager
- Storage



Organization of Content/Projects

- Categorize media and projects in Categories
- Categories can be Project Names/Numbers
- Hierarchy
 - Series – “Gun Smoke”
 - Season – “GS_S1”
 - Episode – “GS_S1_E1”
 - Project – “GS_S1_E1_P1”



Organization by User Groups

- Assign Users to User Groups
 - Executives
 - Producers
 - Editors
 - Graphic Artist
- Set assignments and permission levels
 - Assign User Groups to Categories
 - Assign Users to Projects
 - Set permission levels on each User Group
 - Set Metadata Groups to User Groups

Create Group

Delete Group

Search by group:

Enter group name to search

Group Name ▲	Description
Last Man	
Marketing Ops Team	
Broadcast	
Graphics	
Colgate	
Editing	
Dimensional	
eMAM Corporate	
TVN Panama	

Update Group

Group Name :

Editing

Description :

Permission

Category

Asset Type

Users

Metadata Group

All Categories

+ 2019-09-20_042121.UTC

+ año

+ Celebrities

+ Colgate

+ Delete items

+ DFA

+ Faces

- Gun Smoke

- Seasons
 - GS_S1
 - GS_S1_E1
 - GS_S1_E1_P1
 - + Audio Tracks
 - + Captions
 - + Graphics

Overall Permission Levels

- Highest Level Permission settings
- Permission Level by Asset Type

Type Name
Video 
Audio 
Image 
Other Files 

Video Permissions

<input type="checkbox"/> Allow	Permission
<input checked="" type="checkbox"/>	Add Comment
<input checked="" type="checkbox"/>	Add Public Tags
<input checked="" type="checkbox"/>	Annotate
<input checked="" type="checkbox"/>	Approve or Reject asset
<input checked="" type="checkbox"/>	Archive Assets
<input checked="" type="checkbox"/>	Change Face Version
<input checked="" type="checkbox"/>	Delete Comment
<input checked="" type="checkbox"/>	Delete Public Tags
<input checked="" type="checkbox"/>	Delivery FTP
<input checked="" type="checkbox"/>	Delivery Network Folder
<input checked="" type="checkbox"/>	Delivery Web
<input checked="" type="checkbox"/>	Download File
<input checked="" type="checkbox"/>	Edit Public Tags
<input checked="" type="checkbox"/>	Ingest

User Group Permission Levels

- Permission Level by User Groups
 - Assign users to Groups with permission levels

Create Group | Delete Group

Search by group:

Group Name ▲	Description
Last Man	
Marketing Ops Team	
Broadcast	
Graphics	
Colgate	
Editing	
Dimensional	
eMAM Corporate	
TVN Panama	

Update Group

Group Name :

Description :

Permission

Category

Asset Type

Users

Metadata Group

<input type="checkbox"/> Allow	Permission
<input checked="" type="checkbox"/>	Add Comment
<input checked="" type="checkbox"/>	Add Public Tags
<input checked="" type="checkbox"/>	Annotate
<input checked="" type="checkbox"/>	Anywhere
<input checked="" type="checkbox"/>	Approve or Reject asset
<input checked="" type="checkbox"/>	Archive Assets
<input checked="" type="checkbox"/>	Asset Per Page
<input checked="" type="checkbox"/>	Change Face Version
<input checked="" type="checkbox"/>	Change KeyFrame
<input checked="" type="checkbox"/>	Delete Comment
<input checked="" type="checkbox"/>	Delete Public Tags
<input checked="" type="checkbox"/>	Delivery FTP
<input checked="" type="checkbox"/>	Delivery Network Folder

Update

Cancel

Category Permission Levels

- Permission Level by Category
 - Assign permission levels to categories
 - Assets assigned to a category inherit the permission level

Properties

General


Permissions


Security









<input type="checkbox"/>	Permissions
<input checked="" type="checkbox"/>	Add Comment
<input checked="" type="checkbox"/>	Add Public Tags
<input checked="" type="checkbox"/>	Annotate
<input checked="" type="checkbox"/>	Approve or Reject asset
<input checked="" type="checkbox"/>	Archive Assets
<input checked="" type="checkbox"/>	Change Face Version
<input checked="" type="checkbox"/>	Change KeyFrame
<input checked="" type="checkbox"/>	Delete Comment
<input checked="" type="checkbox"/>	Delete Public Tags
<input checked="" type="checkbox"/>	Delivery FTP
<input checked="" type="checkbox"/>	Delivery Network Folder
<input checked="" type="checkbox"/>	Delivery Web
<input checked="" type="checkbox"/>	Download File
<input checked="" type="checkbox"/>	Edit Public Tags

Save

Organize by Metadata






- Metadata Schema
 - Add Metadata structure to organize assets
 - Set Metadata viewing by user group
 - Assign asset / project status
 - Trigger workflows
- 
- The logo for eN, consisting of a red square with the letters 'eN' in white.


Admin Tools: Metadata Fields

-  Manage Users ▾
-  Manage Asset Types ▾
-  Manage Metadata ▾
- Metadata Fields**
- Metadata Group
- Metadata Set
-  Manage Tags ▾
-  Site Analytics ▾
-  Reports ▾
-  Projects ▾
-  Links ▾

+ Add Metadata Field | - Delete Metadata Field

Search by Title / Description / Standard Id:

Field Id ▲	Title ▲	Standard Id ▲	Type ▲	Default Value ▲	
639	Actors	CUST_FLD_ACTORS_639	MultiSelect	Marketing Ops Team, Marketing Events, Broadcasting, Other DFA BU, External, Production Coordinator, Marketing Committee, Creative, Design	
624	Crop Tool	CUST_FLD_CROP_TOOL_624	Button	Crop Tool	
657	DFA Asset Description	CUST_FLD_DFAASSET_DESCRIPTION_657	Text		
658	DFA Asset Name	CUST_FLD_DFAASSET_NAME_658	Text		
656	DFA Asset Type	CUST_FLD_DFAASSET_TYPE_656	List	Live Record, Camera Card, Graphics, Images, Other	

Edit Metadata Field

Field Title :

Field Type :
 ☐ Text
 ☒ List
 ☐ Int
 ☐ Float
 ☐ Date Time
 ☐ Multi Select List
 ☐ Button
 ☐ Schedule

List Values :

Tom Jones x Sally Smith x Fred Myers x Rita Hayworth x

Default Value

☐ Required
 ☒ View

Asset Type :
 ☒ Video
 ☒ Audio
 ☒ Image
 ☒ Other Files

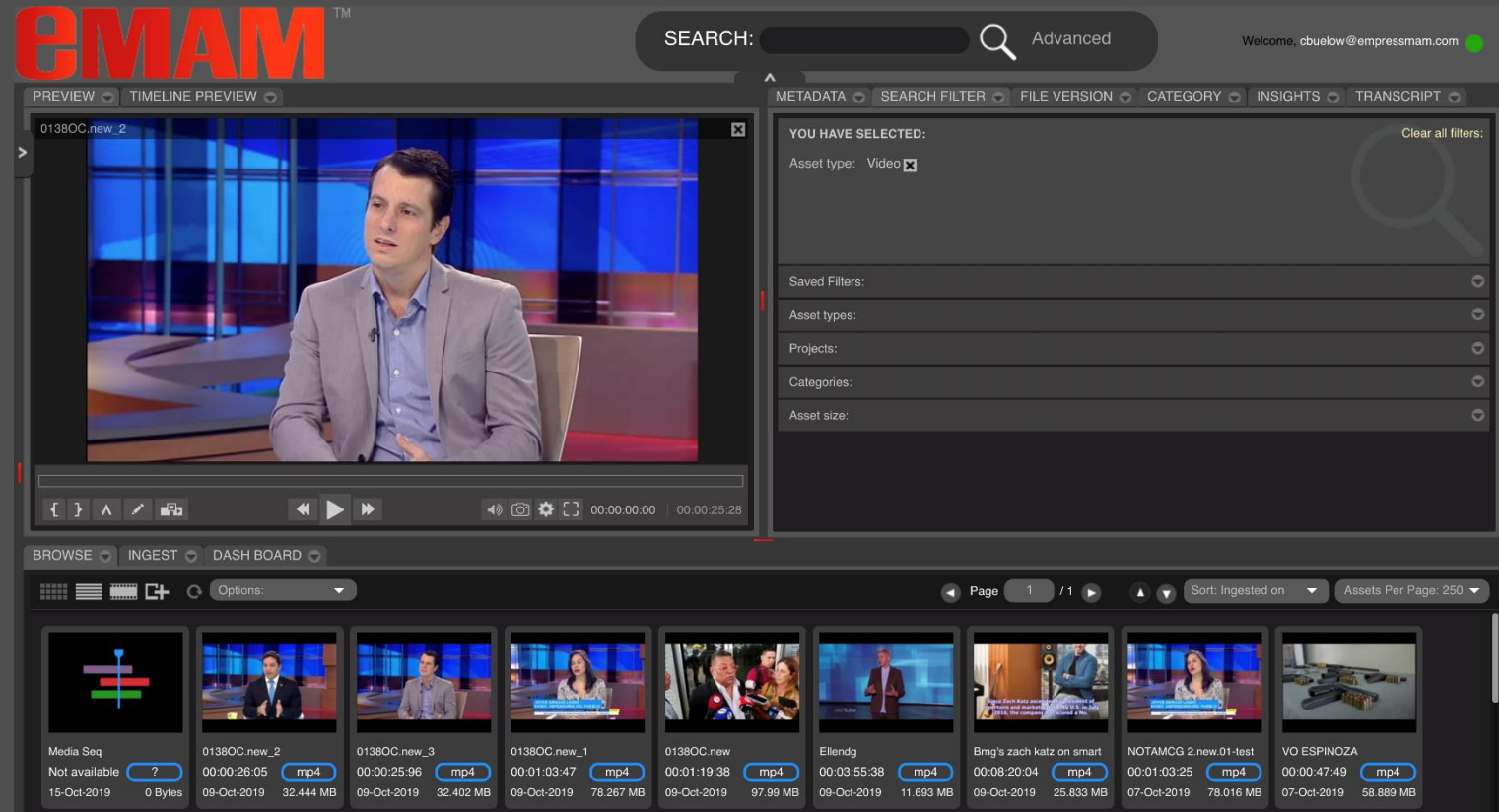
Description

Save

Cancel

User Interface

- eMAM Director Browser Based
 - Workspace
 - 5 areas for Widgets
 - Widgets
 - Specific Functions in eMAM
 - Create Custom Work Spaces
 - Admin Creates Public Workspaces
 - User create Private Workspaces



Widgets

- Permission Level Widgets
 - Super Admin
 - Overall Widget Permissions
 - User Group
 - Specific User Functions with Widgets
- Review Widgets
 - Admin
 - Approval
 - Comment
 - Deliver & eBIN
 - Embed
 - History
 - Keyframe
 - Marker & Sub clip
 - Timeline & Preview
 - And more...

The screenshot displays the eMAM Director UI interface. At the top left is the eMAM logo with the tagline "You are in Control...". To the right is a search bar with the text "SEARCH:" and a magnifying glass icon, followed by the word "Advanced". Further right is a welcome message: "Welcome, cbuelow@empressmam.com". Below the search bar is a navigation bar with tabs: "PREVIEW", "TIMELINE PREVIEW", "METADATA", "SEARCH FILTER", "FILE VERSION", "CATEGORY", "INSIGHTS", and "TRANSCRIPT". The main content area is divided into two sections. The left section shows a video player with a man in a suit sitting in a chair, with the video title "0138OC.new_2" above it. The right section is titled "YOU HAVE SELECTED:" and shows a search filter for "Asset type: Video". Below this are several filter categories: "Saved Filters:", "Asset types:", "Projects:", "Categories:", and "Asset size:". At the bottom of the interface is a "BROWSE" tab, followed by "INGEST" and "DASH BOARD". Below these tabs is a list of assets, each with a thumbnail, title, duration, and file size. The assets listed are: "Media Seq" (Not available, 0 Bytes), "0138OC.new_2" (00:00:26:05, 32.444 MB, mp4), "0138OC.new_3" (00:00:25:96, 32.402 MB, mp4), "0138OC.new_1" (00:01:03:47, 78.267 MB, mp4), "0138OC.new" (00:01:19:38, 97.99 MB, mp4), "Ellendg" (00:03:55:38, 11.693 MB, mp4), "Bmg's zach katz on smart" (00:08:20:04, 25.833 MB, mp4), "NOTAMCG 2.new.01-test" (00:01:03:25, 78.016 MB, mp4), and "VO ESPINOZA" (00:00:47:49, 58.889 MB, mp4).

Ingest Options

- Watch Folder
 - XML
 - Individual assets
 - Folders
- eMAM Applications
 - eMAM Feeder
 - DeskLink
- Director Web Uploader
 - Drag & Drop
 - File Version
- Adobe Panel
- Project and Media
 - Project and Media
- API
- Dashboard
 - Upload status

The screenshot displays the eMAM interface. The top section is titled 'INGEST' and contains two tabs: 'Uploader' and 'Feeder'. The 'Uploader' tab is active, showing a 'File Uploader' section with the text '(0 files selected)' and a large dark area with the instruction 'Drag & Drop files from your machine into this box.' Below this are buttons for 'Add Files' and 'Add Folder'.

Overlaid on the bottom right is the 'eMAM DeskLink' window. It features a search bar, buttons for 'GO', 'Download', 'Archive', and 'Restore', and a navigation bar with tabs for 'Projects', 'Categories', 'Assets', 'Upload', and 'Dashboard'. The 'Assets' tab is selected, showing a table of ingested media.

Name	Ingested On	Size	Extension
Media Seq	11-Oct-2019	0 Bytes	?
King_of_the_Dark_The_Stand_Final2	13-Oct-2019	79.247 MB	mp3
IMG_20190913_120058	16-Sep-2019	1.283 MB	jpg
IMG_20190913_125103	16-Sep-2019	2.159 MB	jpg
IMG_20190913_124544	16-Sep-2019	2.115 MB	jpg
IMG_20190913_143136	16-Sep-2019	2.729 MB	jpg
IMG_20190913_145158	16-Sep-2019	660.835 KB	jpg
IMG_20190913_150520	16-Sep-2019	1.696 MB	jpg
IMG_20190913_152514	16-Sep-2019	2.591 MB	jpg
IMG_20190914_175122	16-Sep-2019	1.674 MB	jpg
IMG_20190913_153208	16-Sep-2019	2.336 MB	jpg
IMG_20190914_181740	16-Sep-2019	1.478 MB	jpg

Ingest Media Methods

- Java based eMAM Feeder
- Web Based Drag & Drop
- Adobe Premiere Pro Panel
- Multichannel Live Capture
- XML Ingest with Metadata, Sub Clips, Markers & Category assignment
- Signiant Flight, Aspera, File Catalyst

The screenshot displays the eMAM web interface with the following components:

- PREVIEW:** A video player showing a live event titled "Life of Legends Worlds Trailer". A red "LIVE" indicator is overlaid on the video.
- METADATA:** A panel with tabs for "Info", "Embedded metadata", "Tags", and "Admin". The "Info" tab is active, showing fields for Title, Description, Author, Upload date, Upload by, Metadata Set, Asset status, Projects, Categories, and MD5 checksum. The "Update" button is visible at the bottom.
- MARKER:** A panel showing "All markers" and "New Live" options. A marker named "Marker1" is listed with a "Live Ingest" status. Fields for "Time code" and "Duration" are present.
- SUBCLIPS:** A panel showing "Clip name" (Island Vote), "Set In" (00:00:11:00), and "Set Out" (00:00:14:00) fields. Buttons for "Add", "Save", "Delete", "Deliver", and "Export" are at the bottom.
- BROWSE:** A grid of media assets. The first asset is "New Live" (00:00:00:00, 0 Bytes, 11-Feb-2019). Other assets include "Mariano Rajoy Speech", "VID_20181130_002107", "VID_20181128_203438", and "Rahman".
- Footer:** A bar containing "Transcoding: Use the server", "Ingest Profile: ingest", "Priority: 1", and the email "cbuelow@empressmam.com".
- Author:** A field with the value "cbuelow@empressmam.com" and buttons for "OK", "Clear", and "Cancel".

Live Capture & Edit

- Live edit On-Premise and Cloud
- Deliver highlights while capture

The screenshot displays the eMAM interface with a dark theme. The main area is divided into several sections:

- PREVIEW:** Shows a live video feed of a crowd at a 'Life of Legends Worlds' event. A red 'LIVE' indicator is overlaid on the video. Below the video is a playback control bar with a timeline from 00:00:05:00 to 00:00:22:00.
- METADATA:** Contains fields for 'Info', 'Embedded metadata', 'Tags', and 'Admin'. The 'Info' tab is active, showing details for a 'New Live' asset:
 - Title: New Live
 - Description: Creating this LIVE asset using the new REST API call
 - Author:
 - Uploaded on: 01-Feb-2019
 - Uploaded by: Anoop Thomas
 - Metadata Set: Admin
 - Asset status: Online
 - Projects:
 - Categories: Live Ingest, LIVE\01FEB2019, LIVE\01FEB2019\TEST
 - MD5 checksum:An 'Update' button is at the bottom.
- MARKER:** Shows 'All markers' and 'New Live'. A 'Marker1' is listed with 'Live Ingest' and a 'Time code' of 00:00:11:04. Buttons for 'Save', 'Delete', and 'Export' are present.
- SUBCLIPS:** Shows 'Clip name' as 'Island Vote' with 'Private' and 'Public' options. 'Set In' is 00:00:11:00 and 'Set Out' is 00:00:14:00. Buttons for 'Add', 'Save', 'Delete', 'Deliver', and 'Export' are at the bottom.
- BROWSE:** A grid of media assets is shown at the bottom, including 'New Live', 'Mariano Rajoy Speech', and several video files with their durations and sizes.

Ingest Options

- Watch Folder
 - No Metadata added
 - No Category assignments
- eMAM Applications
 - Full Category assignments
 - Add Metadata
- Director Web Uploader
 - Full Category assignments
 - Add Metadata
- Adobe Panel
 - Project Assignment
 - Category assignment
 - Add Metadata
- API / XML
 - Project, Category assignment
 - Add Metadata, Markers, Sub Clips

ASSET METADATA ✕

Asset Details ▼

Ingest Profile ▼

MD5 Checksum ▼

Projects ▼

Categories ▼

Tags ▼

Custom Metadata ▼

Metadata Set ▶

AI

- ✓ AI Set
- PGA
- DFA Set
- DFA Asset Set

FIELD NAME

FIELD VALUE

Save Cancel

Search Options

- Simple Search
 - Preconfigured fields to search in
 - eMAM Config file
- Advanced Search
 - Narrow search Filters
- Marker Search
 - Marker Name
 - Marker Description
- Saved Search
 - Predefined Search with conditions
 - Easy change option

Advanced search

Advanced search

Marker search

Manage filters

Search:

☐ Exact match
 ☐ Contains this word
 ☐ Contains all these words
 ☐ Contains any of these words

☒ Enable full text search

☒ Search in

☒ Title

☒ Description

☒ Author

☐ Asset Id

☐ Ingested by

☐ Asset tags

☐ Comments

☐ UUID

☐ Closed Caption

☐ Embed

☒ Refine search

☒ Video

☒ Audio

☒

Category

All

Asset state

☒ Online storage

☒ Archived

Approval status

☒ All

☒ Approved

☒

Rating: All

Advanced search

Advanced search

Marker search

Manage filters

Add filter

☐ Private
 ☐ Public

Filter:

Search field	Condition	Value	Operator	
Title	Equals	GS_S1_E1	AND	X
Ingested On	Less than	__/__/__	Select	X

☒ Video
 ☒ Audio
 ☒ Image

Oct 2019

Su	Mo	Tu	We	Th	Fr	Sa
		1	2	3	4	5
6	7	8	9	10	11	12
13	14	15	16	17	18	19
20	21	22	23	24	25	26
27	28	29	30	31		

Save

Drag & Drop files from your machine into this box.


Search Options

- Search Filter Widget
 - Narrow Search with options
 - Saved
 - Asset Type
 - Project
 - Category
 - Size
- Stack Search
 - Add multiple Filters

YOU HAVE SELECTED:


Asset type: Video 


[Clear all filters:](#)

Saved Filters: 

Asset types: 

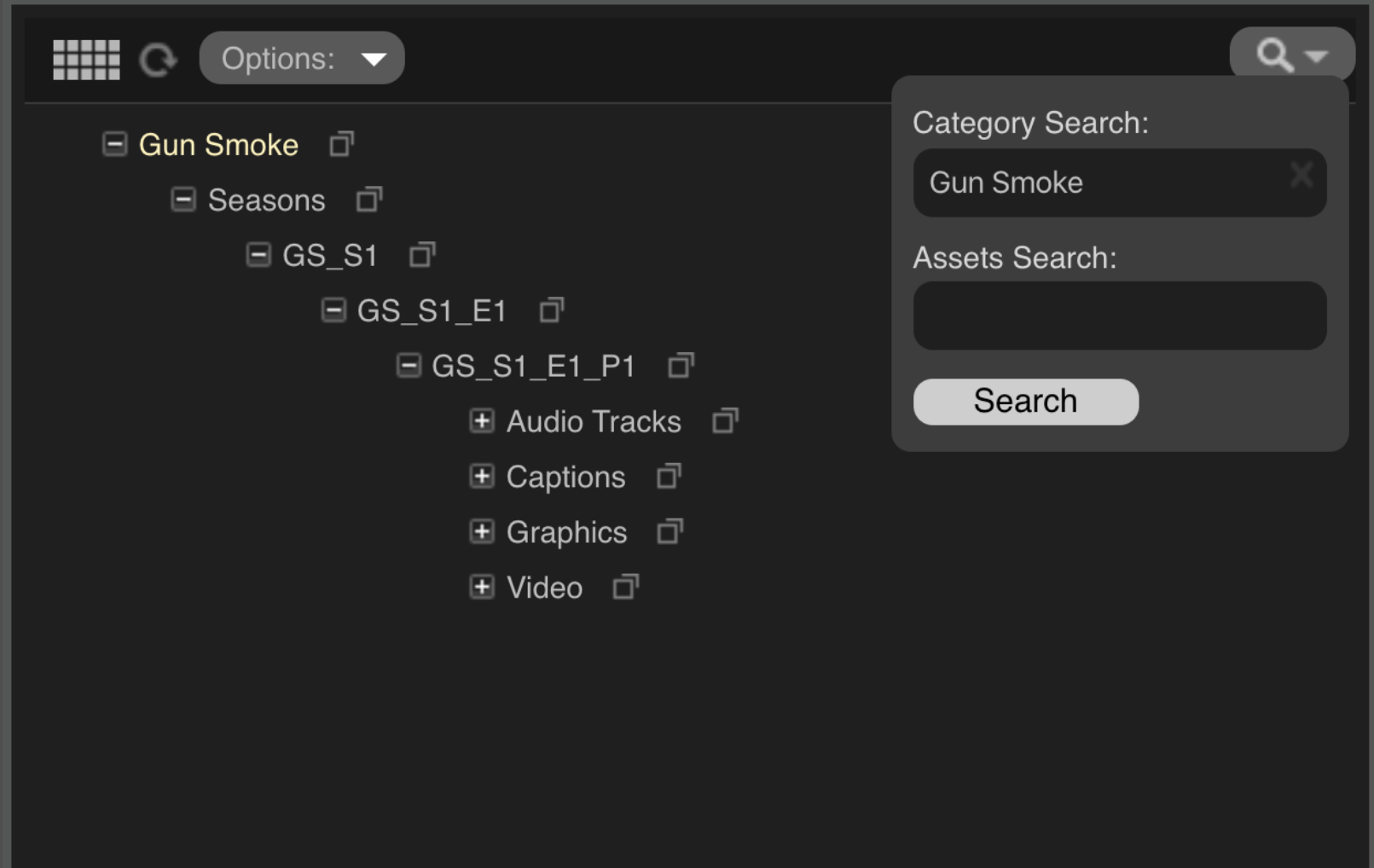
Projects: 

Categories: 

Asset size: 

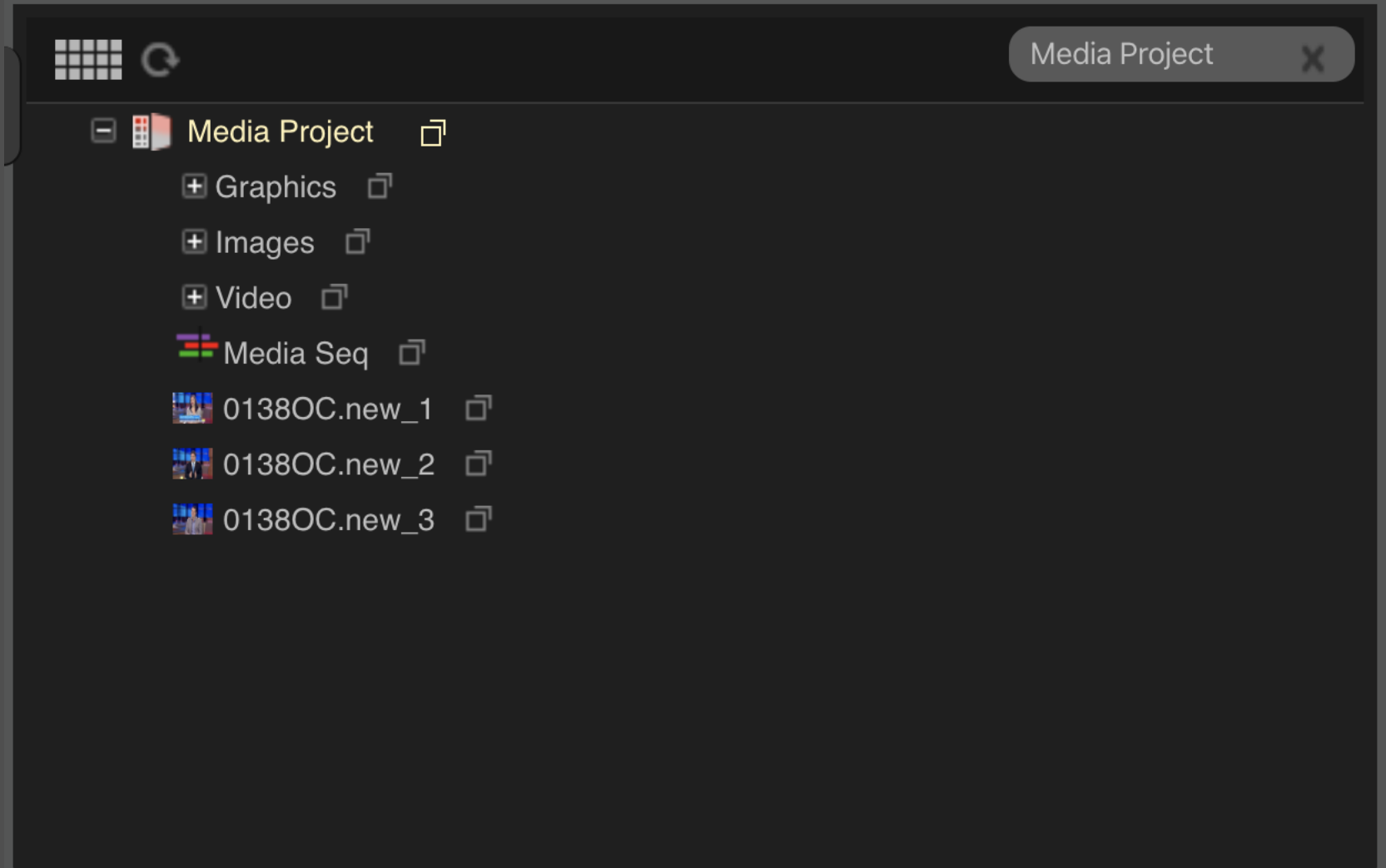
Search Options

- Category Search
 - Find Category Assignments
 - Perform a function to assignments



Search Options

- Project Search
 - Find Category Assignments
 - Preview assigned Projects & Assets assigned to Projects



Log Clips

- Video
 - Add Sub clips, Markers, Annotation
 - Add Deliver Sub Clip
 - Select Audio Tracks
 - Select Captions/Language
 - Add Timecode Overlay

Log Clips

- Audio
 - Add Markers

PREVIEW

0138OC.new_2



00:00:01;21

00:00:01;21

METADATA

SUBCLIPS

Clip name:

Clip_Name1

☐ Private
 ☐ Public
 ☒
☐

Set In:

00:00:02:21

Set Out:

00:00:05:21

Clip name:

Clip_Name2

☐ Private
 ☐ Public
 ☒
☐

Set In:

00:00:10:29

Set Out:

00:00:14:06

Add

Save

Delete

Deliver

Export

MARKER

All markers

0138OC.new_2

☐ Private
 ☐ Public
 ☒
☐

Marker1

Man in Suit

Time code:

00:00:10:29

Duration:

00:00:00:00

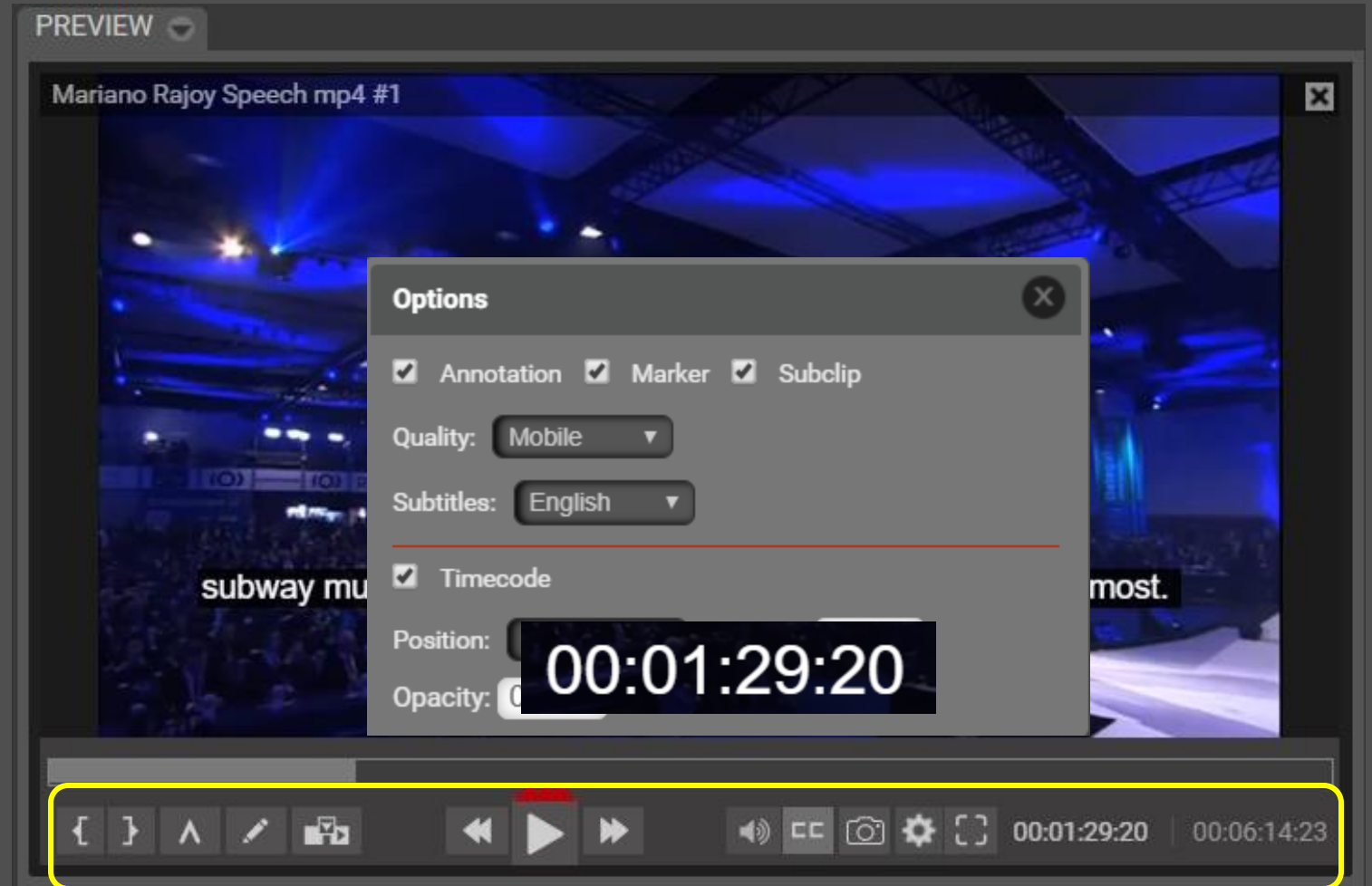
Save

Delete

Export

Improved Preview Widget

- New look to Preview Tools
- Timecode Overlay with “Jump to a specific TC”
- Sub Clip Creation - Key strokes – “I” for In, “O” for Out & “S” for save



New Audio Preview

- Waveform, Visualizer Green and Blue
- Add searchable markers to audio files
- Key strokes – “I” for In, “O” for Out & “S” for save

The screenshot displays the eMAM software interface, which is divided into several panels. The top-left panel, titled 'PREVIEW', shows a waveform of an audio file named 'DesertRose'. Below the waveform is a playback control bar with a progress slider, play/pause buttons, and a volume icon. The top-right panel, titled 'MARKER', shows a list of markers. The first marker is 'Marker2' with the label 'Voice Intro'. It has a 'Time code' of '00:00:24:23' and a 'Duration' of '00:00:00:00'. Below the marker list are buttons for 'Save', 'Delete', and 'Export'. The bottom panel shows a 'Visualizer' section with a dropdown menu set to 'Visualizer 1' and a corresponding visualizer display. The bottom-right corner of the interface shows a playback control bar with a progress slider, play/pause buttons, a volume icon, and a settings gear icon. The time code '00:00:11:19' and the total duration '00:00:59:14' are displayed.

Manage Projects

- Project Organization
 - Create Collections
 - Add eMAM Projects
- Create Bins and Timelines
 - Assign Assets
 - Add Sub and full Clips to rough cut timeline
 - Timeline Preview
- Ready for Export to Premiere
- Users can check out projects with media and timelines



Manage Project Status

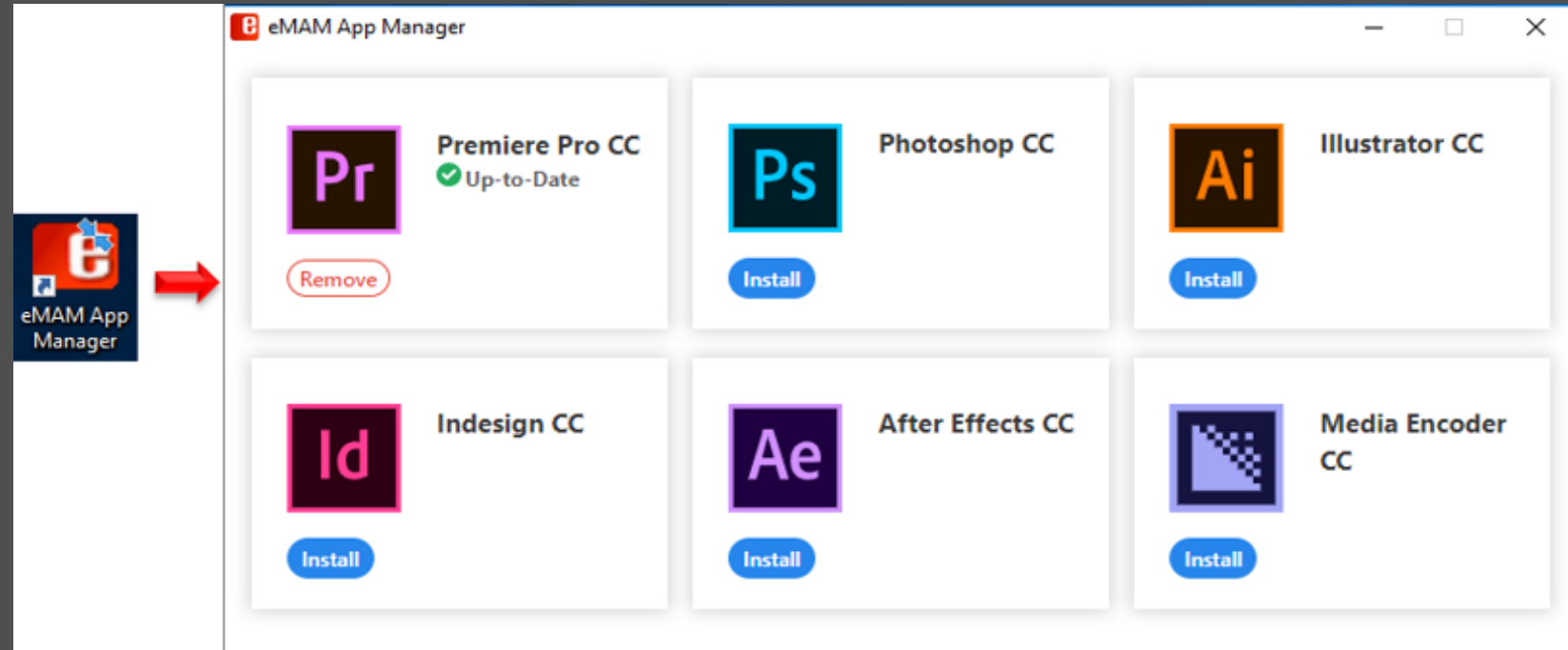
- Associate Projects with Categories and Storage Profiles
- Like any other asset, project assets can also be selected, dragged to a category, Added to eBin, Added to delivery, archived and downloaded.
- Assign Project Status with color codes

The screenshot displays the 'Add new project' dialog box in the eMAM application. The dialog has a title bar with a close button (X) and a tabbed interface with 'Info', 'Users', 'Categories', and 'Admin' tabs. The 'Info' tab is active, showing fields for 'Project name' (Design), 'Project description', 'Public tags', 'Metadata Set' (production), 'Storage Profile' (51.emamcloud), and 'Project Status' (Fresh Project). The 'Project Status' field is highlighted with a yellow border. Below the form is an 'Add' button. At the bottom of the screen, a sidebar shows a list of projects: 'GENERAL', 'mac t1', 'mac test 2', and 'new duplicate 52'. A table at the bottom displays project details, including dates and sizes, with the first row highlighted by a red dashed border.

Project Name	Date	Size
123	08-Jan-2019	0 Bytes
123	08-Jan-2019	0 Bytes
	07-Jan-2019	10.248 KB
	07-Jan-2019	666 Bytes
	07-Jan-2019	0 Bytes
	04-Jan-2019	

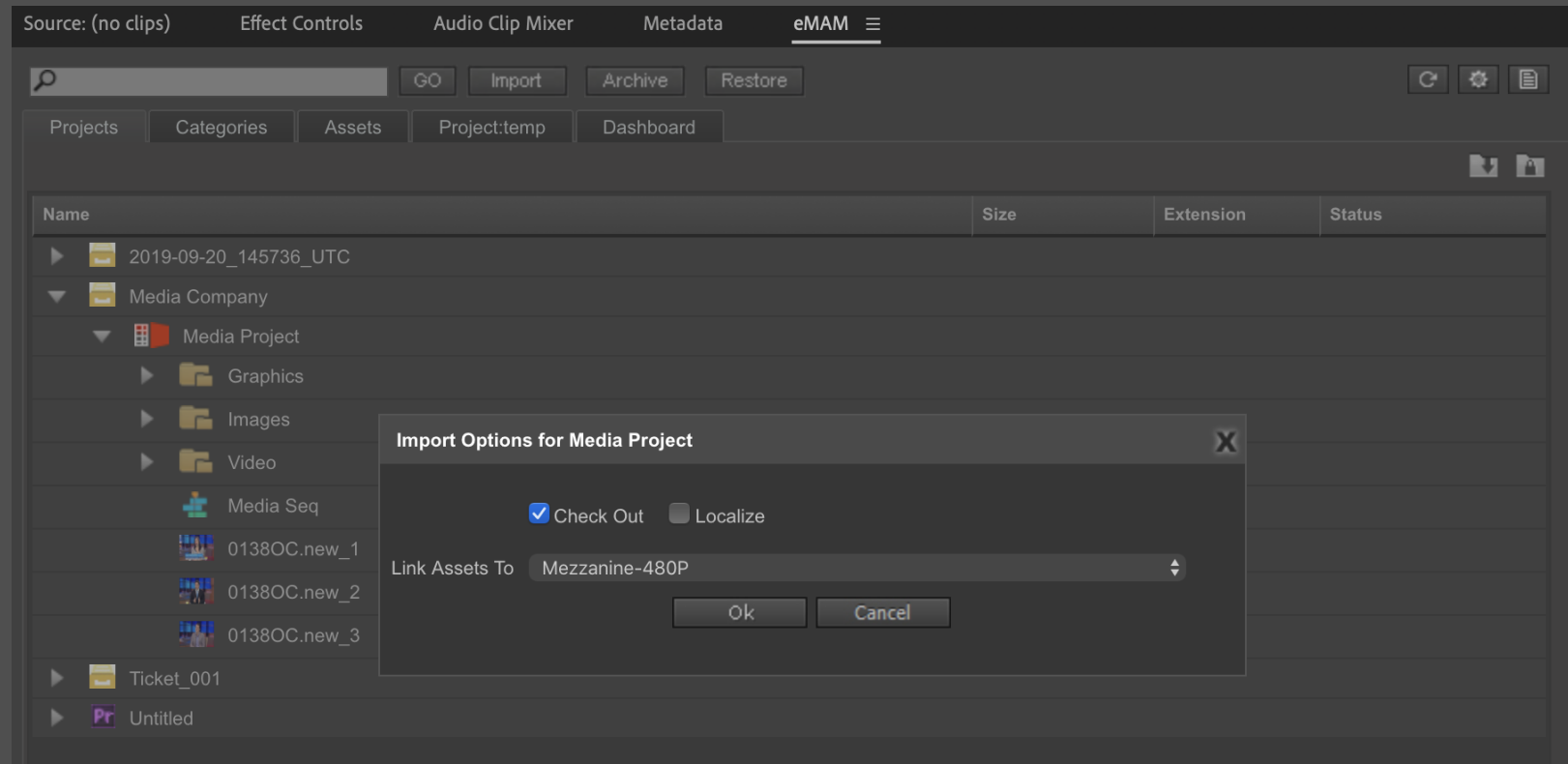
eMAM App Manager

- Single app to manage- install, update and remove eMAM extensions for all the Adobe applications
- Download and install **eMAM App Manager** and easily install and remove eMAM panels in just few clicks



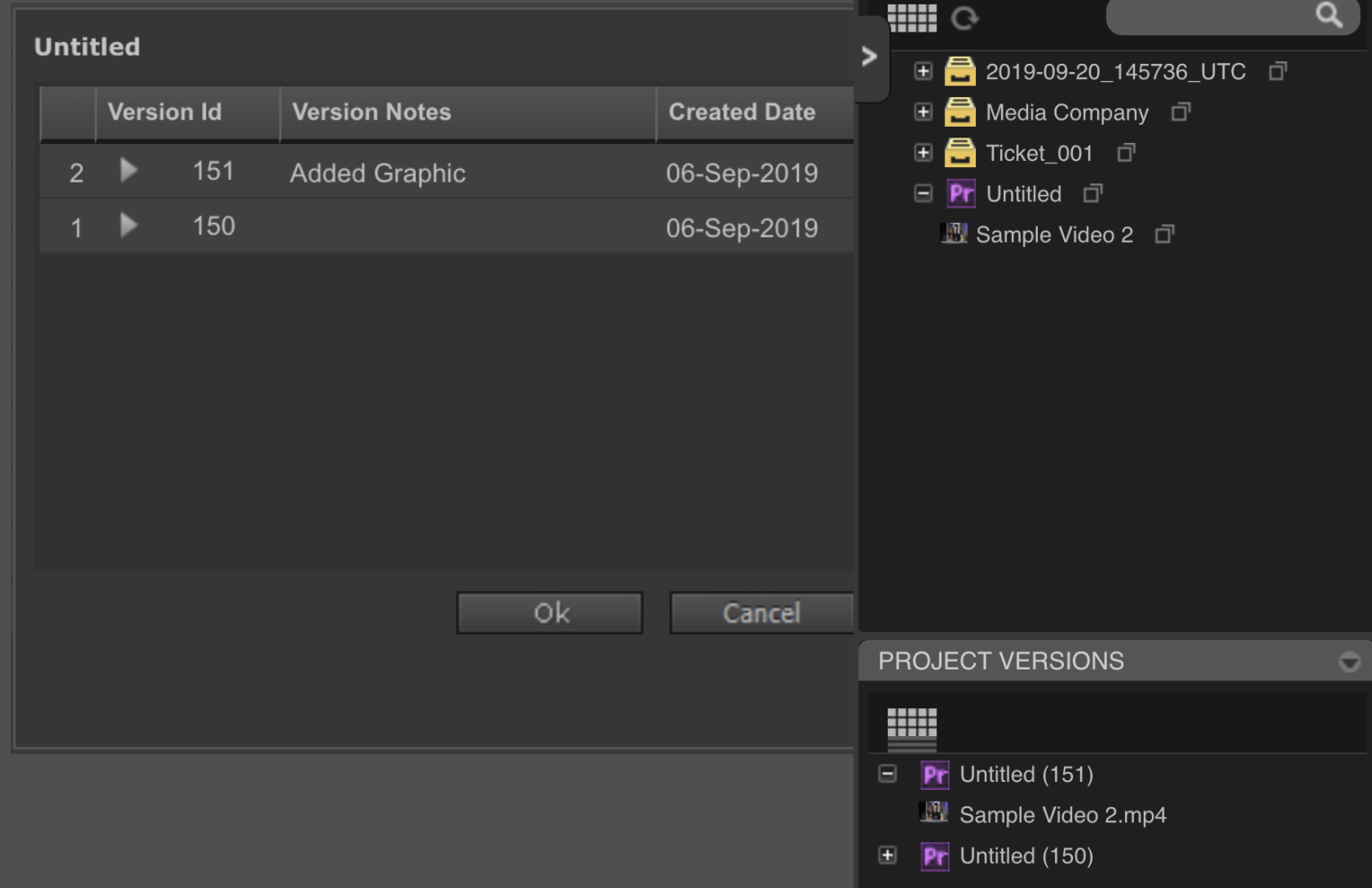
Manage Projects

- Adobe Panels
 - Premiere
 - After Effects
 - Photo Shop
 - Illustrator
 - InDesign
- Search for Projects & Media
 - Import Projects & Media
 - Check out/in
 - Import additional media
 - Import local media
 - Export back to eMAM



Manage Projects


- Manage Project Versions
 - eMAM Tracks Versions
 - eMAM Project
 - Premiere Project
 - Import selected version using Premiere Panel





Manage File Versions

- Add Versions to Existing Media
 - File Version Widget
 - Drag and Drop
 - Menu Upload
 - Add Captions
 - Add Audio Tracks
 - Storage Reference

Asset Id: 4081
Title: 0138OC.new_2



UUID:6b7ca4e1-5c84-4f06-9c79-00b7e64cc855
File name: 0138OC.new_2.mp4
Version ID: 4125



☒ Set as face version

- ▶ Upload New Version
- ▶ Manage Subtitles
- ▶ Manage Audio Tracks

File Version Compare

New Compare Widget

- Compare two videos side by side for content comparison
- Must be two different assets in eMAM



Collaboration

- Review and Approve
 - Internal
 - Markers
 - Sub Clips
 - Comments
 - Accept / Reject
 - External
 - Comments
 - Accept / Reject

0138OC.new_2

☐ Send to internal user for approval ☐ Send to client for approval

Email address of client: Bob@Empressmam.com

Username: Bob

Password:

Expiry date:

Cancel

Oct 2019

Su	Mo	Tu	We	Th	Fr	Sa
		1	2	3	4	5
6	7	8	9	10	11	12
13	14	15	16	17	18	19
20	21	22	23	24	25	26
27	28	29	30	31		

eBIN / Delivery Widgets

- eBIN
 - Internal / External
 - email link to Proxy files
 - Preview in local browser
 - Comments, Markers (Internal), Sub clips (Internal)

eSHARE ✕

Title:

Description:

eSHARE options






Link ID:

Expiry date: ☒ Unlimited Access limit:

<input checked="" type="checkbox"/> Downloadable	<input checked="" type="checkbox"/> Comment	<input checked="" type="checkbox"/> Enable eShare
<input checked="" type="checkbox"/> Enable login	<input checked="" type="checkbox"/> Clear your basket after send	<input checked="" type="checkbox"/> Autoplay
<input checked="" type="checkbox"/> Rating	<input checked="" type="checkbox"/> Like	<input type="checkbox"/> Subclip
<input type="checkbox"/> Marker		

eShare Theme Settings

Preview template theme: ⌵



eBIN / Delivery Widgets

- Delivery
 - Preconfigured transcode and location
 - 3rd Party Transcoder
 - Additional workflows based on transcode software
- XML Delivery
 - Variable Metadata
 - WEB/OTT platforms

Select Delivery Profiles

- ☐ Deliver to DigiZuite
- ☐ Deliver to Fama French
- ☐ Deliver to Forum
- ☐ Deliver to Web and Portal
- ☐ Delivery to CMS
- ☐ Delivery to Social Media
- ☐ Transcription_Audio
- ☒ Restore archived assets
- ☒ Rename duplicate filename(s) at the destination
- ☐ Keep source folder structure at destination

Add

Cancel

Archival Management

- Timed Archive
 - SuperAdmin
 - Settings tied to Storage
 - Timed Purge from original storage
- Workflow Manager to archive assets

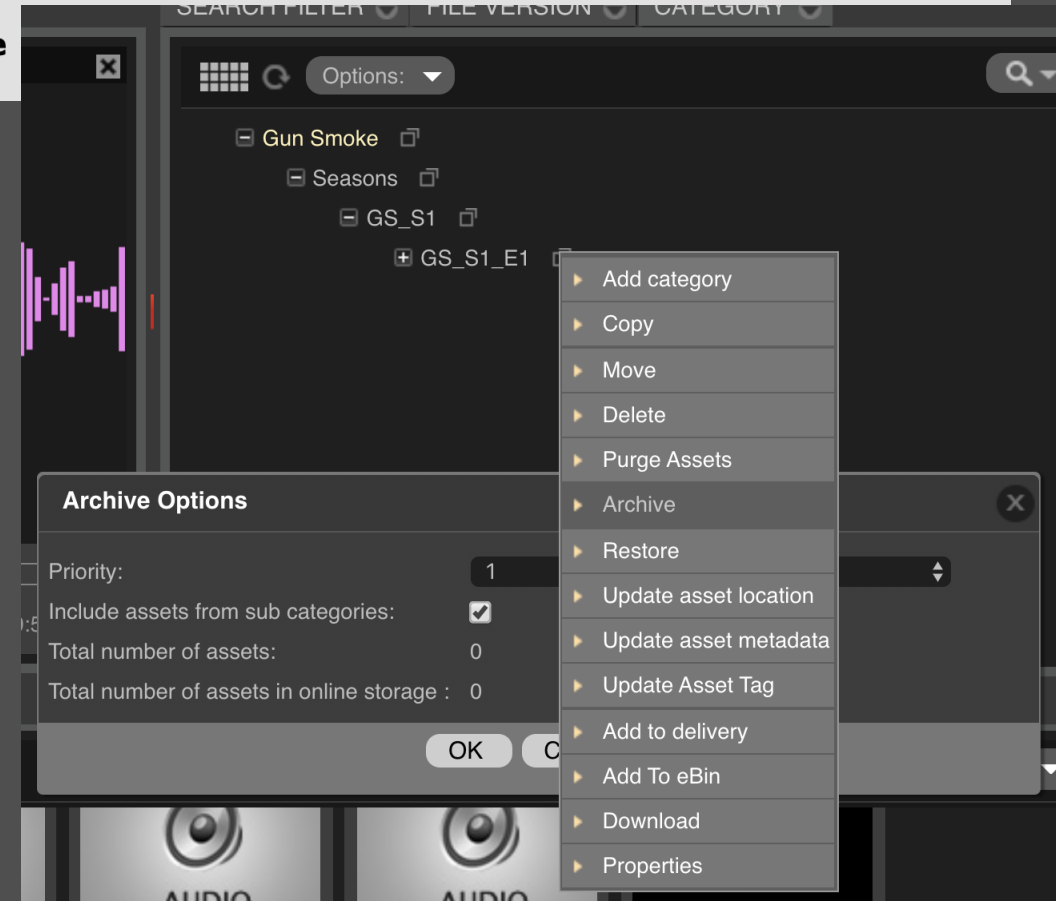
Archival Threshold

0 (days)

Archive Purge Threshold

0 (days)

Excluded Extension(s) For Archive Purge



Storage and Archive integrations:

- **Google Cloud:** eMAM Included Google Cloud as a part of S3 settings in Storage profile configuration and Archive management
- **Oracle Cloud:** Oracle Cloud is now available as an archive location.
- **Azure BLOB:** Introduced Azure BLOB as a new archive destination to archive and restore files
- **DELL-EMC ECS:** Introduced DELL-EMC ECS as new Archive Type



Workflow Manager

- Trigger events
 - SuperAdmin – Workflow tab
 - Trigger by event
 - Ingest, MD Change, File Info, Button, Schedule, Cloud Upload
- Add Conditions
 - Custom MD, File Info, Button, Schedule date
- Add Actions
 - Delivery, Archive, MD Change, Category, Project, Notify, Purge, AI

Workflow - Deliver Assets

Workflow Name: Deliver Assets

Description: Deliver media to Web and OTT Platform

Event Type: Custom Metadata Change

Conditions

Field	Operator	Value	And/Or
DFA Ticket Progress	Equals	Completed	And
DFA Ticket Priority	Equals	1	Select

Actions

Action Type: Notify

Add

Delivery

Delivery Profile: Deliver to Web and Portal

Priority: 1

Notify

Email: cbuelow@empressmam.com

Email Subject: Delivery to Wen and OTT

DB Mailing Profile Name: Provide a database mail profile name, which can be setup in Management plans of SQL server

Variables

File Name

Insert

This file was sent to Web and OTT: %e_FILE_Filename%

Workflow Manager

- Monitor workflows
- Workflow Dashboard


eMAM SUPER ADMIN CONSOLE

Welcome, cbuelow@empressmam.com | Logout




Unit Management | User Management | Storage Configuration | Ingest Profiles | Delivery Profiles | Archive | Dashboard | Site Analytics | Workflow

LIVE DASHBOARD

Logged In Users | Ingest | Delivery | Archive | Cloud | Workflow

☒ Enable Auto Refresh  Asset Per Page **10** << Page **1** of 1 >>

	TITLE	WORKFLOW NAME	START TIME	END TIME	STATUS	DESCRIPTION
▼	Surf_Video02.mp4	Custom Workflow	4/2/2018 12:33:44 AM	01-Apr-2018 07:33 PM	Completed	Asset Processed Successfully



Ingest
Date Added: 01-Apr-2018 07:33 PM
Last Updated: 01-Apr-2018 07:33 PM
Status: Completed
Description: Condition Passed

Change Metadata
Date Added: 01-Apr-2018 07:33 PM
Last Updated: 01-Apr-2018 07:33 PM
Status: Completed
Description: Metadata Changed

Archive
Date Added: 01-Apr-2018 07:33 PM
Last Updated: 01-Apr-2018 07:33 PM
Status: Completed
Description: Asset Processed Successfu...

AI Auto Metadata Tagging

- AI Services
 - Microsoft
 - Amazon
 - IBM
 - Voicebase
 - HP IDOL
- Widgets
 - Insights
 - Transcript
- Editing AI Metadata
 - Faces Recognition – People Model
 - Annotations
 - Transcript
- Media Type
 - Audio
 - Video
 - Images

AI Profile Name *

AI Server *

AI Type * ☒ **Insight** ☐ **Transcribe** ☐ **Insight & Transcribe**

AI Service *

PREVIEW

0138OC.new_2

Previous song us when entering and defining the lack in current income, we

METADATA **SEARCH FILTER** **CATEGORY** **INSIGHTS**

LANGUAGE English

eMAM image insights

Video Indexer

PEOPLE

Unknown #1
Celebrity: false
Appears for a total of 97% of the entire duration

TRANSCRIPT

LANGUAGE English

Video Indexer

00:00:00 Previous song us when entering and defining the lack in current income, we

00:00:05 had to make a decision

00:00:06 as for the adjustment that was the austerity plan efficiently,

00:00:10 so what I want to tell you is that

00:00:12 in effect, we consider queporlomenosel.de income view,

00:00:16 it wasn't properly projected and that's something we have to take

Live Event and Sports Logging

- Dixon Sports
 - Custom design by event type or sport

The screenshot displays the eMAM software interface, which is customized for two different live events: American Idol and Rogers basketball.

American Idol Section:

- Filter:** Search, Reset, and a settings gear icon.
- Event Title:** American Idol
- MINIMUM DATE:** YYYY-MM-DD (with a blue 'X' icon)
- MAXIMUM DATE:** YYYY-MM-DD (with a blue 'X' icon)
- JUDGE 1, JUDGE 2, JUDGE 3:** Dropdown menus for selecting judges.
- CONTESTANTS:** A table with columns for contestant details.
- COMMENT:** A text input field.
- VENUE:** A dropdown menu.
- LOGGER:** A dropdown menu.
- Buttons:** Audition, Live Show, Elimination, Save, Home, and HW V.

ROGERS basketball Section:

- Team Selection:** OKLAHOMA 130 and MINNESOTA 113.
- Player Rosters:**

#	NAME	POS	#	NAME	POS
12	Steven Adams	C	24	Anthony Bennett	PF
14	D.J. Augustin	PG	7	Lorenzo Brown	PG
4	Nick Collison	PF	10	Chase Budinger	SF
35	Kevin Durant	SF	5	Gorgui Dieng	C
9	Serge Ibaka	PF	21	Kevin Garnett	PF
3	Perry Jones	SF	41	Justin Hamilton	C
34	Enes Kanter	C	4	Robbie Hummel	SF
11	Jeremy Lamb	SG	8	Zach LaVine	PG
33	Mitch McGary	PF	23	Kevin Martin	SG
2	Anthony Morrow	SG	15	Shibz Muhammad	SF
6	Steve Novak	SF	12	Gary Neal	SG
21	Andre Roberson	SG	50	Arinze Onuaku	F
5	Kyle Singler	SF	3	Adreian Payne	PF
23	Dion Waiters	SG	14	Nikola Pekovic	C
0	Russell Westbrook	PG	9	Ricky Rubio	PG
11	Jeremy Lamb	SG	8	Zach LaVine	PG
33	Mitch McGary	PF	23	Kevin Martin	SG
2	Anthony Morrow	SG	15	Shibz Muhammad	SF
6	Steve Novak	SF	12	Gary Neal	SG
21	Andre Roberson	SG	50	Arinze Onuaku	F
5	Kyle Singler	SF	3	Adreian Payne	PF
23	Dion Waiters	SG	14	Nikola Pekovic	C
0	Russell Westbrook	PG	9	Ricky Rubio	PG
- TAG BUTTONS:** Highlights, Celebrity, Interview, Audio Grab, Shot Angle, Bloopers, Controversy, Reax.
- Gameplay Controls:** JUMPER, DUNK, FT, ISO, 3-POINT, REBOUND, TURNOVER, LAY-UP, ASSIST, BLOCK, PENALTY, FLOATER, 2PT MISS, STEAL, SSM REP, POST MOV, 3PT MISS, INJURY, FOUL, HALF-TIME, BENCH.
- Video Player:** A video of a basketball player (Kanter) performing a dunk. Controls include BACK 2, CUE TO LAST, FORWARD 2, and a timeline.
- Media Tags:** Highlights, People, Interview, Audio Grab, Shot Angle, Xfrm Close Up, Close Up, Medium, Wide, Bloopers, Controversy, Reax.
- Timeline:** 15 ±, START, STOP, MILESTONE, 09:15:24:06.

Metadata Batch Update

Batch Import of Metadata

- Import and update bulk assets with custom metadata

The screenshot illustrates the process of batch importing metadata into the eMAM system. It starts with a user navigating to the 'Metadata Import' option in the dashboard's context menu. This leads to a dedicated 'Metadata Import' window. The window prompts the user to 'Drag and drop excel file here' or click the 'Browse File' button. A red arrow indicates the transition to the next step, where the file 'CustomMetadata (5).xlsx' has been uploaded. The 'Import' button is highlighted, and a success message 'Update completed successfully.' is displayed in the top right corner. A note at the bottom states: 'Note: Asset ID is compulsory field in excel template'.

Enriched API

- Added “POST” & “PATCH” methods as different endpoints in eMAM REST API.
- Added “POST” method in REST API for updating users to an existing project.
- Added “GET” method in REST API to get all the custom metadata fields in the system.

eMAM RESTful API Help Page

Introduction

eMAM REST API to access resources in eMAM

Token

Resource to get authentication token

API	Description
POST token	To get authentication token

Assets

Resource representing assets in eMAM

API	Description
GET api/v1/assets?Page={Page}&PageSize={PageSize}&OrderBy={OrderBy}&OrderDir={OrderDir}	Get assets from eMAM based on page size and page number. Assets will be returned after sorting base
GET api/v1/assets/{AssetId}	Get details of a single asset
PATCH api/v1/assets/{AssetId}	To update is asset info
POST api/v1/assets	To create new asset/placeholder

Acquisition/Ingest/Encode/Transcode



Storage



Cloud Services/ Infrastructure



Artificial Intelligence/Search



Microsoft Azure
Video Indexer



Editing



Broadcast Newsroom



TOOLS air

Streaming/OTT



Qvest.Cloud

File Transfer / Acceleration



Archive



www.empressmam.com

EMAM
You are in Control...